

WINTER SCARF

Artwork Layout

NOTE: ART SHOWN AT 12%

PRODUCT DIMENSION:

IN: 55.11" W x 6.69" H

CM: 140 w x 17 h

FRINGE: 2.4"(6cm) on each end.


Front



Back



Front



Back

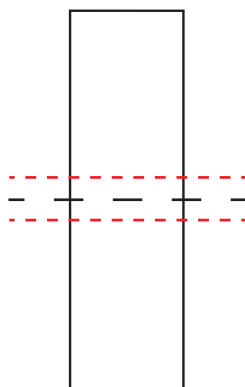


CUFF TAG

Artwork Layout

NOTE: ART SHOWN AT 100%

TAG DIMENSIONS
IN: 0.59" W x 1.96" H
CM: 1.50 W x 5.00 H
TAG FOLDED AT:
IN: 0.98"
CM: 2.50



- - - - - Fold line: DO NOT PRINT


----- Bleed line: DO NOT PRINT

HANG TAG


Artwork Layout

NOTE: ART SHOWN AT 100%

TAG DIMENSIONS
IN: 1.77" W x 2.87" H
CM: 4.5 W x 7.30 H
300 gsm weight



FRONT



BACK


INSERT CARE TAG

Artwork Layout

NOTE: ART SHOWN AT 100%

TAG DIMENSIONS
IN: 1.75" W x 0.5" H
CM: 4.5 W x 1.3 H


— — — — —
Stitch Line




EMBROIDERY & PATCHES

Artwork Layout


NOTE: ART SHOWN AT 100%




Woven Patch
7 sq. in.



Woven Patch
14 sq. in.



Embroidered Patch
2.25 sq. in.



Embroidered Patch
4 sq. in.



Embroidered Patch
8 sq. in.

Layered Embroidery