



TWILL SCARVES DECORATION GUIDE



Our new Twill Scarves are a great multi-use product for displaying your unique branding with vibrant designs!

BASE PRODUCT

The base product decoration includes one Pantone matched color on a white background.


As long as your design meets our standard minimums, you won't have **any issues with artwork limitations!**



PRINTING LIMITATIONS

Specific overlapping colors can lead to color bleeds that look like outlines around design elements.

Original Vector Artwork



Printed Artwork



Let us help you avoid these issues!

Our Art Gurus are here to set you up for success by following the guidelines on the next few pages.



PRO TIP #1

You can adjust your design with a white or dark stroke between overlapping colors

Original Design



The overlapping reds, blues and yellows in these designs are going bleed into each other




Modified Designs

Change to a white background, or add a white outline between any overlapping colors

Change to a dark background, or add a dark stroke over any overlapping colors





PRO TIP #2

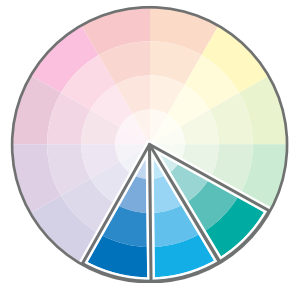


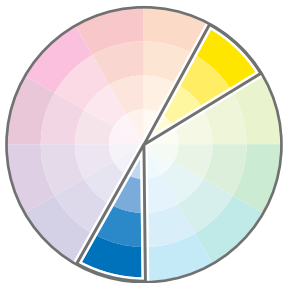
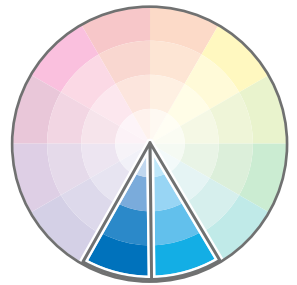
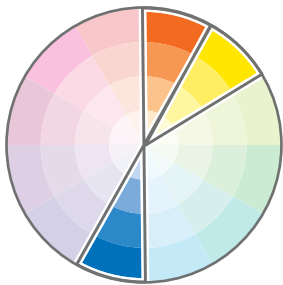
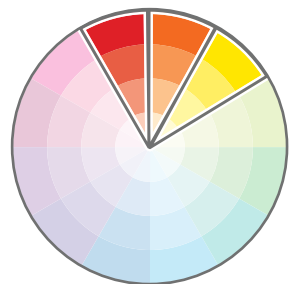
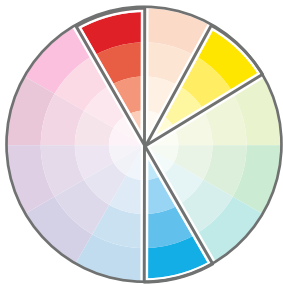
If you need to overlap colors, keep them within the same part of the color wheel


Designing within the same part of the color wheel will reduce the likelihood of color overlap creating an obvious bleed effect.

Original Design



Modified Designs





PRO TIP #3

Lean on our design team!

Unlimited graphic design support from our pro-team of designers to help!

FROM IDEATION

We have hundreds of suggested designs that will not encounter color bleed issues, simply send over your branding assets and let us show you some great options!



TO TWEAKING YOUR DESIGN

Let us help you modify your design for optimal production!



Simply send over your design concept and we'll send back a suite of options within 24 hours!